



NATIONAL TYPE EVALUATION PROGRAM

Certificate of Conformance

for Weighing and Measuring Devices

For:

Indicating Element
Digital Electronic
Models: PS3000 and PS3050
 n_{\max} : 5000
Accuracy Class: III

Submitted By:


Pinnacle Scale, LLC
1640 West Pershing Road
Chicago, IL 60609
Tel: 773-847-5445
Fax: 773-847-8046
Contact: John Cheney
Email: john@abacusscale.com
Web site: www.pinnaclescale.com

Standard Features and Options**Standard Features:**


- Semi-automatic (push-button) Zero
- Automatic Zero Tracking (AZT)
- Keyboard Tare
- Receipt Printer
- AC Power
- Gross/Tare /Net Display
- LED Display (model PS3000)
- LCD Display (model PS3050)
- Pound/kg Conversion
- RS-232 Communication Port
- Wall Mounting Bracket

Temperature Range: -10 °C to 40 °C (14 °F to 104 °F)

This device was evaluated under the National Type Evaluation Program and was found to comply with the applicable technical requirements of "NIST Handbook 44: Specifications, Tolerances and Other Technical Requirements for Weighing and Measuring Devices." Evaluation results and device characteristics necessary for inspection and use in commerce are on the following pages.



Kurt Floren
Chairman, NCWM, Inc.



Jim Tyson
Chairman, National Type Evaluation Program Committee
Issued: June 1, 2012

1135 M Street, Suite 110 / Lincoln, Nebraska 68508

The National Conference on Weights and Measures (NCWM) does not approve, recommend or endorse any proprietary product or material, either as a single item or as a class or group. Results shall not be used in advertising or sales promotion to indicate explicit or implicit endorsement of the product or material by the NCWM.



Pinnacle Scale, LLC

Indicating Element / PS3000 and PS3050

Application: General purpose indicating element for use with a compatible and certified weighing element.

Identification: A tamper evident adhesive label is located on the top, left-hand side of the indicator.

Sealing: A physical security seal is threaded through two drilled head screws securing the back cover and preventing access to the calibration switch located inside the device. Calibration is initiated by turning the calibration switch on. While in calibration mode the indicator displays "Cal." Press "Print" to save entries and turn calibration switch off to return to normal weighing.

Test Conditions: This certificate is issued based upon the following tests and upon information provided by the manufacturer. The emphasis of this evaluation was on device design, operation, performance, and compliance with influence factor requirements. The model PS3000 was submitted for evaluation and interfaced with a RADWAG weighing element model WPT-10 (Capacity 10 x 0.002 lb, Certificate of Conformance 07-067A1). Increasing/decreasing load tests were performed over a temperature range of -10°C to 40°C (14°F to 104°F) and line voltages of 100 VAC and 130 VAC. Additionally, the indicator was evaluated for RFI, tare, discrimination, center of zero, and print format tests.

Evaluated By: S. Boyd (CA)

Type Evaluation Criteria Used: NIST, Handbook 44: Specifications, Tolerances and Other Technical Requirements for Weighing and Measuring Devices, 2012. NCWM, Publication 14: Weighing Devices, 2012.

Conclusion: The results of the evaluation and information provided by the manufacturer indicate the device complies with applicable requirements.

Information Reviewed By: J. Truex (NCWM)

Examples of Device:




Pinnacle Model PS3000 (front view)




Pinnacle Scale, LLC

Indicating Element / PS3000 and PS3050



Rear View, Lead Wire Seal



Inside View, Calibration Switch